



Grant






Grant 175 GRT175
L 175cm D 90cm H 66cm / L 69" D 35½" H 26"



Grant 210 GRT210
L 210cm D 90cm H 66cm / L 82¾" D 35½" H 26"



Grant 245 GRT245
L 245cm D 90cm H 66cm / L 96½" D 35½" H 26"

Seat height: 42cm / 16½" (Top of crown)
Seat depth (With one back cushion): 60cm / 23½"
Seat depth (Without back cushion): 72cm / 28¾"
Arm height: 66cm / 26"

Leg finish: Bronzato

**BEN
SEN**

The Grant sofa builds upon the timeless foundation of our Edward design, pairing multiple down-filled back cushions with a refined, comfortably tailored seat. This modern evolution elevates comfort while retaining the sofa's effortlessly relaxed and informal character.

Thoughtfully proportioned arms and backrests provide excellent support, while the plush, down-filled cushions conform beautifully to the body for outstanding lounging comfort.

Beneath its inviting surface, Grant features a durable steel frame and an advanced elastic webbing suspension system inspired by automotive engineering. CNC precision-cut foam shapes the arms and back, delivering both exceptional comfort and a clean, tailored silhouette.